

DIGIDIM 4-Channel Relay Unit (494)

The DIGIDIM Relay Unit is a DALI-compatible Interface Unit designed to allow non-dimmable loads to be incorporated into a DIGIDIM lighting control system. The relay unit is a DIN-rail mounted unit that can control four individually programmable relays. The relays are 'normally open', volt-free and can switch resistive loads of up to 10 A.

The relay unit is provided with a status LED, a physical selection switch and four relay state indicators. The status LED provides status and a fault indication, the physical selection switch is used to identify the device during system configuration and also acts as a manual override. The four relay state indicator LEDs are illuminated when the respective relay is closed.


Note: This unit does not contain a DALI power supply and therefore one must be incorporated elsewhere in the system.

Key Features

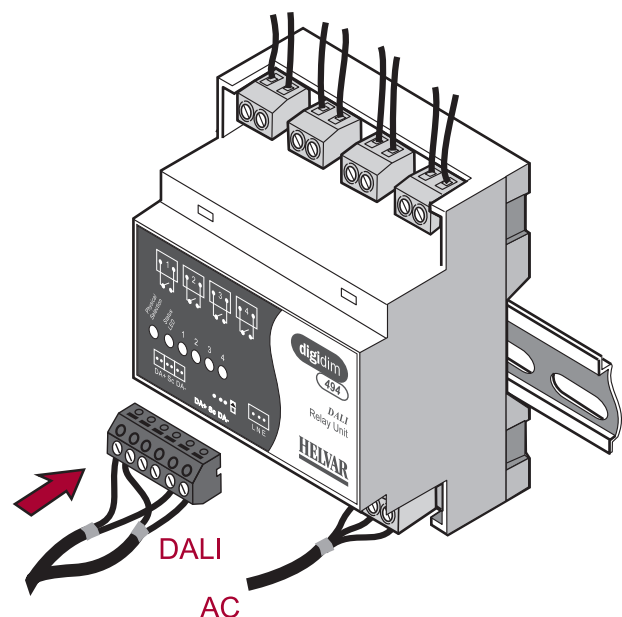
- Four individually programmable relays, normally open and volt-free.
- Relays are internally isolated permitting separate phases to be controlled in one unit.
- Each relay can be manually controlled using the physical selection switch.
- All DALI functions are programmed with Digidim Toolbox software.
- DIN-rail mounted and only 88 mm wide.

Installation Notes

- The relay unit is for use with non-dimmable loads up to 10 A resistive and must be derated for other load types. See Technical Data overleaf for full details.
- The external mains supply to the unit must be protected.
- External protection must not exceed 6 A MCB.
- All cabling must be 230 V mains rated.



Connections



Technical Data

Relay Loads (max.)

Resistive:	10 A
Incandescent:	8 A
Inductive:	5 A
Electronic ballasts:	15 pcs Helvar Type EL-HF/CHF

Connections

DALI:	Solid core up to 4 mm ² Stranded up to 2.5 mm ²
DALI cable:	Removable connector blocks Wire size: 0.5 mm ² – 1.5 mm ² stranded or solid core
Cable rating:	All cables must be mains rated. Note: If equipment is used in an electrically noisy environment, the DALI cable should be screened and connected to the earth.

Power

Mains supply:	220 VAC – 240 VAC 50 Hz – 60 Hz
----------------------	------------------------------------

Mains supply output: None

DALI consumption: 2 mA

Mechanical data

Dimensions:	88 mm × 58 mm × 90 mm
Housing:	DIN-rail case 88 mm wide
Weight:	300 g
IP code:	IP30

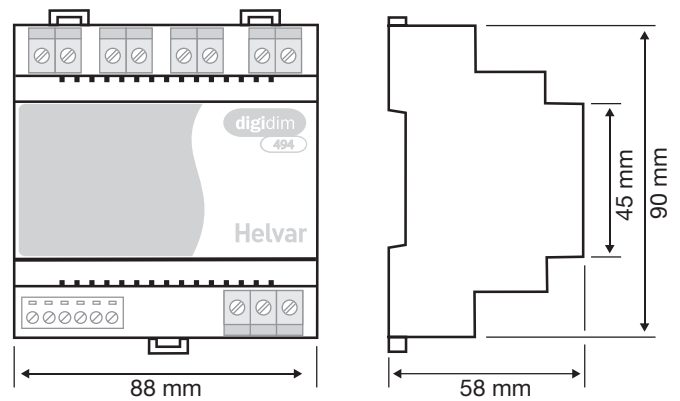
Operating and storage conditions

Ambient temperature:	0 °C to +40 °C
Relative humidity:	Max. 90 %, non-condensing
Storage temperature:	-10 °C to +70 °C

Conformity and standards

Emission:	EN 55015
Immunity:	EN 61547
Safety:	EN 60950
Isolation:	4 kV
Environment:	Complies with WEEE and RoHS directives

Dimensions



Wiring diagram

